




SCbaseball/SCsoftball USER GUIDE

General Features

For iPhone and iPod touch



- Setup for individual players, seasons and games.
- Most popular Hitting, Pitching and Fielding stats.
- Pitch counter with balls & strikes.
- Average calculations.
- Add photos to create *custom baseball cards* for email and print.

2 players/2 seasons/50 games included.
(additional players/seasons/games can be purchased separately as add on's)



SCbaseball/SCsoftball USER GUIDE

Setup Screen

SETUP FEATURES

- Player name or nicknames
- Player positions
- Player jersey number
- Add notes for individual players, seasons and games

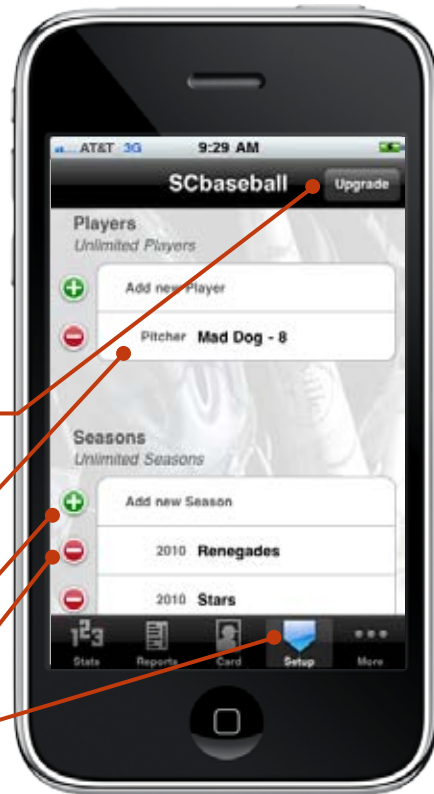
Upgrade button

You can designate name, position and player number. Also add player, season and game notes.

Add new player, season and game buttons.

Delete buttons

Menu bar



Start here to setup players, seasons and games. Tap Upgrade to purchase additional players/seasons/games.

Season will automatically add year to team name to correspond to start date. Games can be added one by one or enter as much of the team schedule as you like.

Players, seasons and games allow for notes.

If you want to keep a running season total and not do individual games, we suggest you set-up one game with a name i.e. running total, that way you can add games in the future.

2 players/2 seasons/50 games included. (additional players/seasons/games can be purchased separately as add on's)



SCbaseball/SCsoftball USER GUIDE

Upgrade Screen

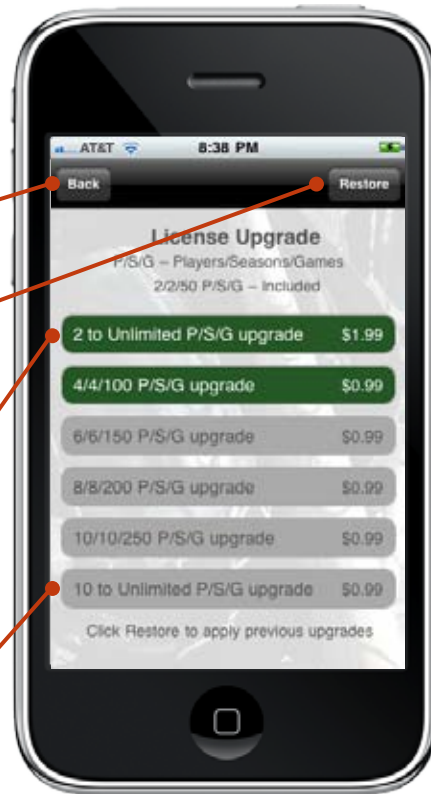
Done button returns you to setup.

Restore button loads previous purchased upgrades.

Dark green buttons indicate available upgrades.

Light green buttons with checkmark indicate previously purchased upgrades.

Gray buttons indicate unavailable upgrades.



SCbaseball comes with 2 players/2 seasons/50 games included. To increase those numbers you need to use the Upgrade License screen.

You will be first asked to login to your itunes user account, the program will check for previous purchase and display your current level and upgrade options.

The first time you upgrade from 2/2/50 you will have the option of going straight to Unlimited with the 2 to Unlimited upgrade for \$1.99, or use the 4/4/100 option for \$.99. If you dont use the 2 to Unlimited option the first time, it will become unavailable from then on and you will have to use the step-by-step upgrade path from then on.



SCbaseball/SCsoftball USER GUIDE

Stats Screen— hitting

HITTING STATS

- At bat (AB)
- Single (1B)
- Double (2B)
- Triple (3B)
- Home run (HR)
- Base on balls (BB)
- Strike out (K)
- Ground out (GO)
- Fly out (FO)
- Line out (LO)
- Pop-up (PU)
- Run batted in (RBI)
- Run (R)
- Hit by pitch (HBP)
- Sacrifice fly (SF)
- Sacrifice hit (SH)
- Stolen base (SB)
- Caught stealing (CS)
- Fielder's choice (FC)
- Error (E)
- Batter inter. (BINT)
- Catcher inter. (CINT)

Scrolling stat menu field

Category buttons

Menu bar



The Stats Screen is where you do all your stat entry.

Select the season and game by tapping top two buttons to bring up selection pickers. Select players by using the right and left arrows or tapping the player name to bring up a picker.

Next, select the stat category by tapping Hitting, Pitching or Fielding along the left hand vertical bar. Select or scroll to the stat you would like to edit, the selected stat will now appear in the enter box and is ready for updating by tapping the plus or minus buttons.

For large numbers tap the number field for keyboard entry.



SCbaseball/SCsoftball USER GUIDE

Stats Screen – pitching

PITCHING STATS

- Batters faced (BF)
- At bat (AB)
- Strikeout (K)
- Base on balls (BB)
- Hits allowed (H)
- Hit batsman (HB)
- HRs allowed (HR)
- Total outs (OUT)
- Ground out (GO)
- Fly out (FO)
- Fielder's choice (FC)
- Thrown out (TO)
- Pick offs (PKO)
- Error (E)
- Sacrifice (SAC)
- Interference (INT)
- Wild pitch (WP)
- Earned run (ER)
- Win (W)
- Loss (L)
- Save (SV)



Selecting the Pitching button on the far left gives you access to 21 pitching stat categories, as well as a pitch counter with balls, strikes.

Use the scroll window to select a stat to update. Tap the + or – button to get the proper number. Tap the enter button to add this number to the current total. Or tap the number field itself to bring up keypad entry.

Category buttons

Scrolling stat menu field

Menu bar

Keeping track of balls and strikes will automatically add to calculate pitch count. If balls and strikes are not kept, tap the pitch count number field to bring up a keypad for final count entry.



SCbaseball/SCsoftball USER GUIDE

Stats Screen – fielding

FIELDING STATS

- Total chances (TC)
- Putout (PO)
- Assist (A)
- Error (E)
- Double play (DP)
- Triple play (TP)
- Passed ball (PB)
- Stolen base (SB)
- Caught stealing (CS)
- Innings (INN)



Selecting the Fielding button on the far left gives you access to 10 fielding stat categories.

Tap the name, game or season to bring up a picker wheel to quickly jump to a selection. Also use the left and right arrows to move to the next player.

Use the scroll window to select a stat to update. Tap the + or – button to get the proper number. Tap the enter button to add this number to the current total. Or tap the number field itself to bring up keypad entry.

Category buttons

Scrolling stat menu field

Menu bar



SCbaseball/SCsoftball USER GUIDE

Reports Screen

SUMMARY STATS

Hitting

- Batting Avg.
- On Base %
- Slugging %
- Walk-to-K Ratio

Pitching

- ERA
- Opts Batting Avg.
- Innings Pitched
- K-to-Walk Ratio
- Pitch Count

Fielding

- Fielding %
- Range Factor
- Caught Stealing %



In Reports you will be able to view summary stats and averages for individual games, seasons and careers for the selected player.

Tapping the game button will bring up a picker wheel where you can select individual games or an All Games option to view stats for the entire season.

Tapping the season button allows you to change seasons or choose Lifetime from the picker to show the stats and averages for the selected players entire career.

Use the left and right arrows or tap the player name to switch to a new player.

Category buttons

Scrolling stat menu field

Menu bar

Summary field



SCbaseball/SCsoftball USER GUIDE

Card Screen

Photo select

Print or email card



Frame color

Flip to card back



Here you will be able to create a custom baseball card with user selected photo on the front and game, season or career stats and averages on the back.

Tapping anywhere on the card will bring up the tool bar. Here you can choose your photo, frame color, switch to the opposite side of the card or export both sides to your photo gallery for print or email.

Tap player, season or game to bring up selection pickers.

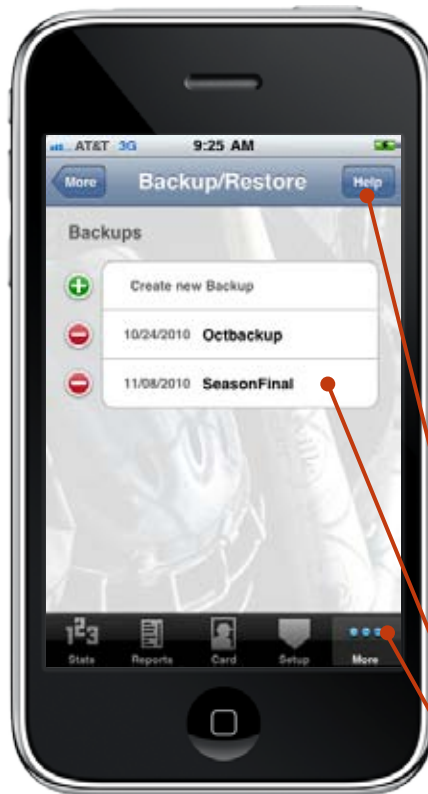
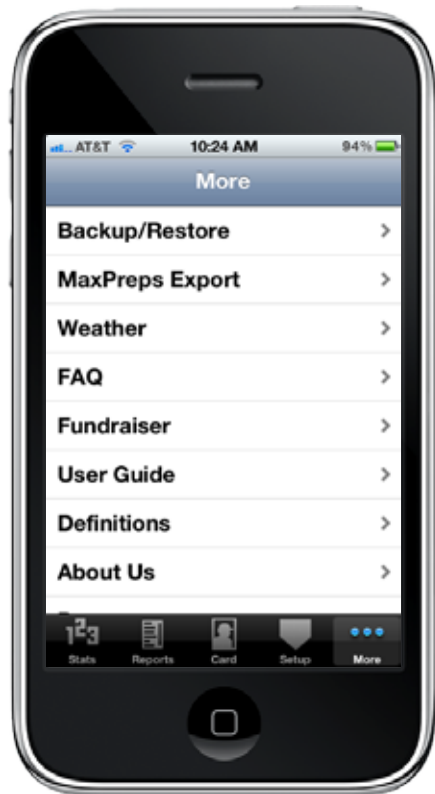
Tap anywhere on card front or back to make the card toolbar appear.

Menu bar



SCbaseball/SCsoftball USER GUIDE

More Screen



The More section is where we will keep you up to date on various products and services, the most important of which is Backup/Restore. You will be able save your current database in the app as well as transfer it to your computer through iTunes for safe keeping. You will then be able to import it back to your device should you need to restore a previous version or load it into a new device.

The Help button will bring up a step-by-step instruction on how to use the Backup/Restore feature.

To Restore your database to a previous version, select the backup, hit the restore button, then restart the app.

Menu bar